

RoHS

REV	ECN NO.	DESCRIPTION	DESIGN	APPROVAL	DATE
A1	NEW	更换图框			2023.11.25

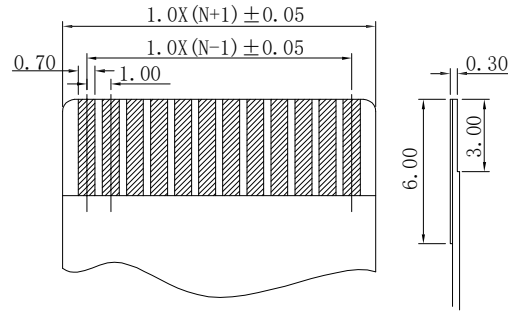
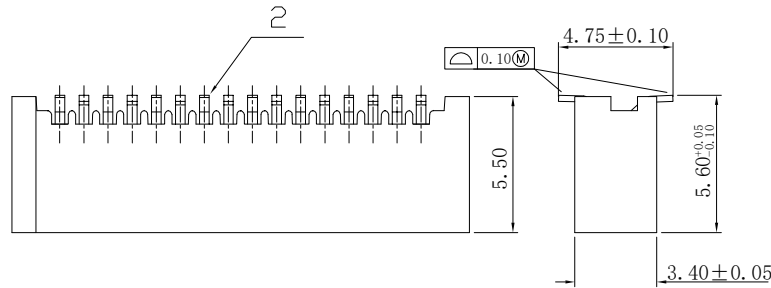
Ordering Code:

F1006VS-ZV-xx-34T-R
 1 2 3 4

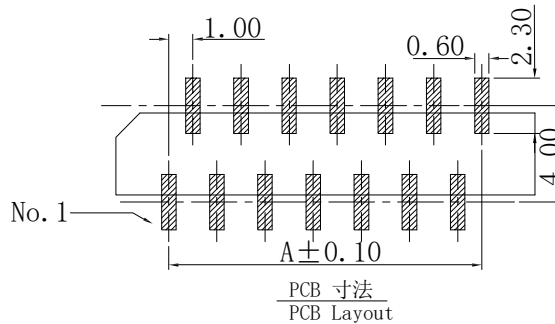
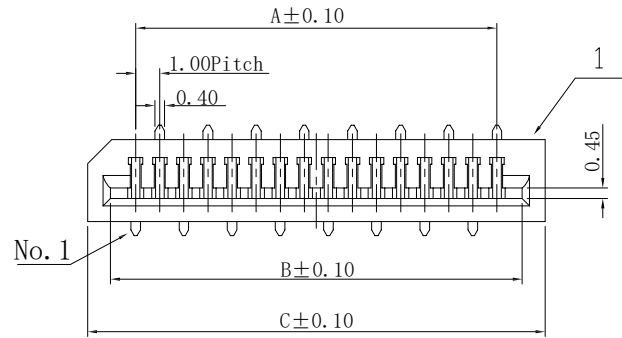
1. 序列号
2. Pin位数:04=04
3. 电镀方式:T=镀锡
4. 包装方式:R=卷装

技术指标:

1. 塑件表面应光洁、无毛边、无明显收缩、缺陷、裂纹等现象。
2. 温度范围(Temperature range): -25℃~+85℃
3. 额定电流(Current rating):1A AC/DC
4. 额定电压(Rated voltage): 50V AC/DC
5. 接触电阻(Contact resistance): ≤0.03 Ω.
6. 绝缘电阻(Insulation resistance): ≥500MΩ.DC500V.



适用FFC寸法
Applicable FFC



PCB 寸法
PCB Layout

N	A	B	C
4	3.00	5.10	7.00
5	4.00	6.10	8.00
6	5.00	7.10	9.00
7	6.00	8.10	10.00
8	7.00	9.10	11.00
9	8.00	10.10	12.00
10	9.00	11.10	13.00
11	10.00	12.10	14.00
12	11.00	13.10	15.00
13	12.00	14.10	16.00
14	13.00	15.10	17.00
15	14.00	16.10	18.00
16	15.00	17.10	19.00
17	16.00	18.10	20.00
18	17.00	19.10	21.00
19	18.00	20.10	22.00
20	19.00	21.10	23.00
21	20.00	22.10	24.00
22	21.00	23.10	25.00
23	22.00	24.10	26.00
24	23.00	25.10	27.00
25	24.00	26.10	28.00
26	25.00	27.10	29.00
27	26.00	28.10	30.00
28	27.00	29.10	31.00
29	28.00	30.10	32.00
30	29.00	31.10	33.00
31	30.00	32.10	34.00
32	31.00	33.10	35.00

X±0.50	X.°±
.X±0.25	.X°±
.XX±0.15	.XX°±
.XXX±0.10	.XXX°±
UNITS:	mm

PART NO:		F1006VS-ZV-xx-34T-R		XFCN 兴飞连接器	
TITLE:		FPC1.0mmPitch B型单面接立式正脚位		0769-82001899	
				www.xfconn.com	
				DWG NO: /	
APPD	Chen ZhiQiang	VIEW			
CHKD	Liu Wei	SCALE	NONE		
DRAW	Chen HongJiang	SHEET	1/1		
DATE	2024.05.28	REV	A1		

序号	名称	材质
②	端子	铜合金/表面镀锡
①	基座	LCP UL94V-0 本色

THESE DRAWINGS AND SPECIFICATIONS ARE THE PROPERTY OF XFCN AND SHALL NOT BE REPRODUCED, COPIED OR CUED IN ANY MANNER WITHOUT THE PRIOR WRITTEN CONSENT OF XFCN